


HOW TO CHANGE THE KEY OR TEMPO OF THE SONG AND EMAIL THE MP4 TO ANOTHER PERSON

IPHONE/IPAD INSTRUCTIONS

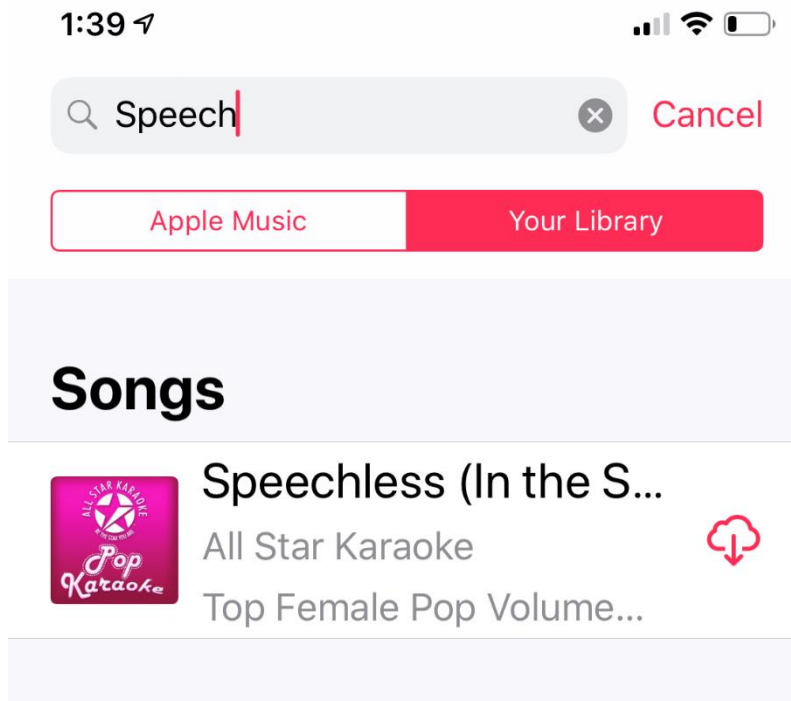
1. Purchase a song on itunes (not for much longer), www.karaoke-version.com or you can convert a YouTube video into an MP3 and download onto your computer (See other tutorial). (All music MUST be downloaded into your Apple device. Streaming music won't work with this app.)
2. Go to your App Store and Download "Anytune". The Free Version is fine. The \$14.99 version offers more capabilities, but they may not be necessary for this process. Unless an update occurs, this is a basic function. As of now, this app is only available on iphones and ipads, not Apple Computers.



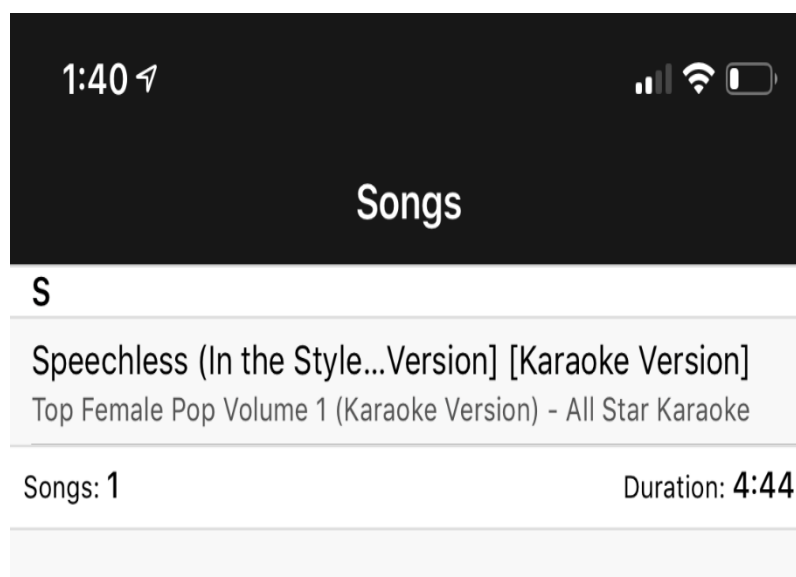
2. Once you have purchased your song, go to your itunes song library and find it.



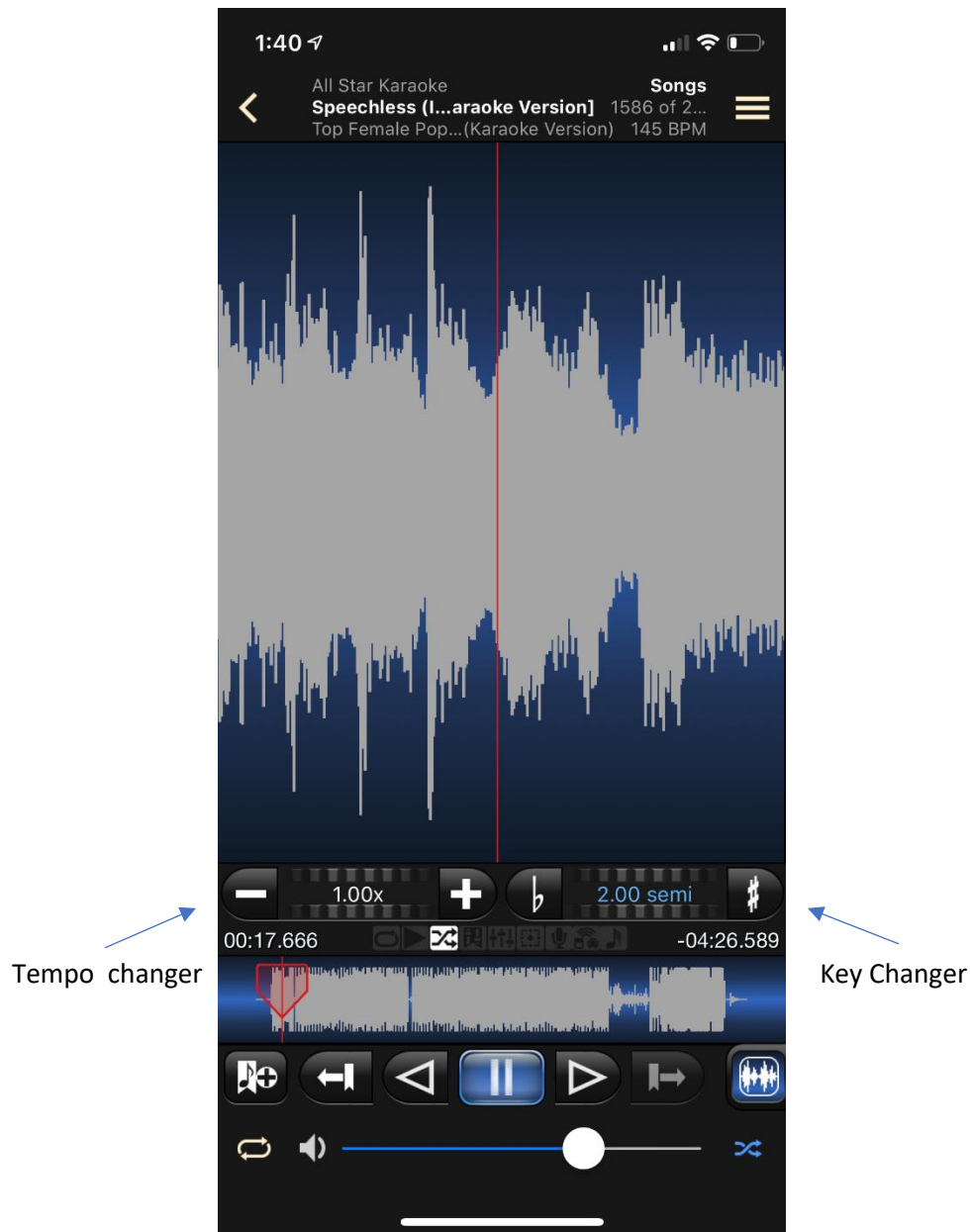
You will have to click the cloud with the down arrow to the right of the song to download it into your device. The process of finding songs on Apple products may be changing once the Apple Store and itunes goes away. You should still have a music library on your phone, though.



3. Open your Anytune App and your song will load automatically. Click on the “songs” button to choose your song.

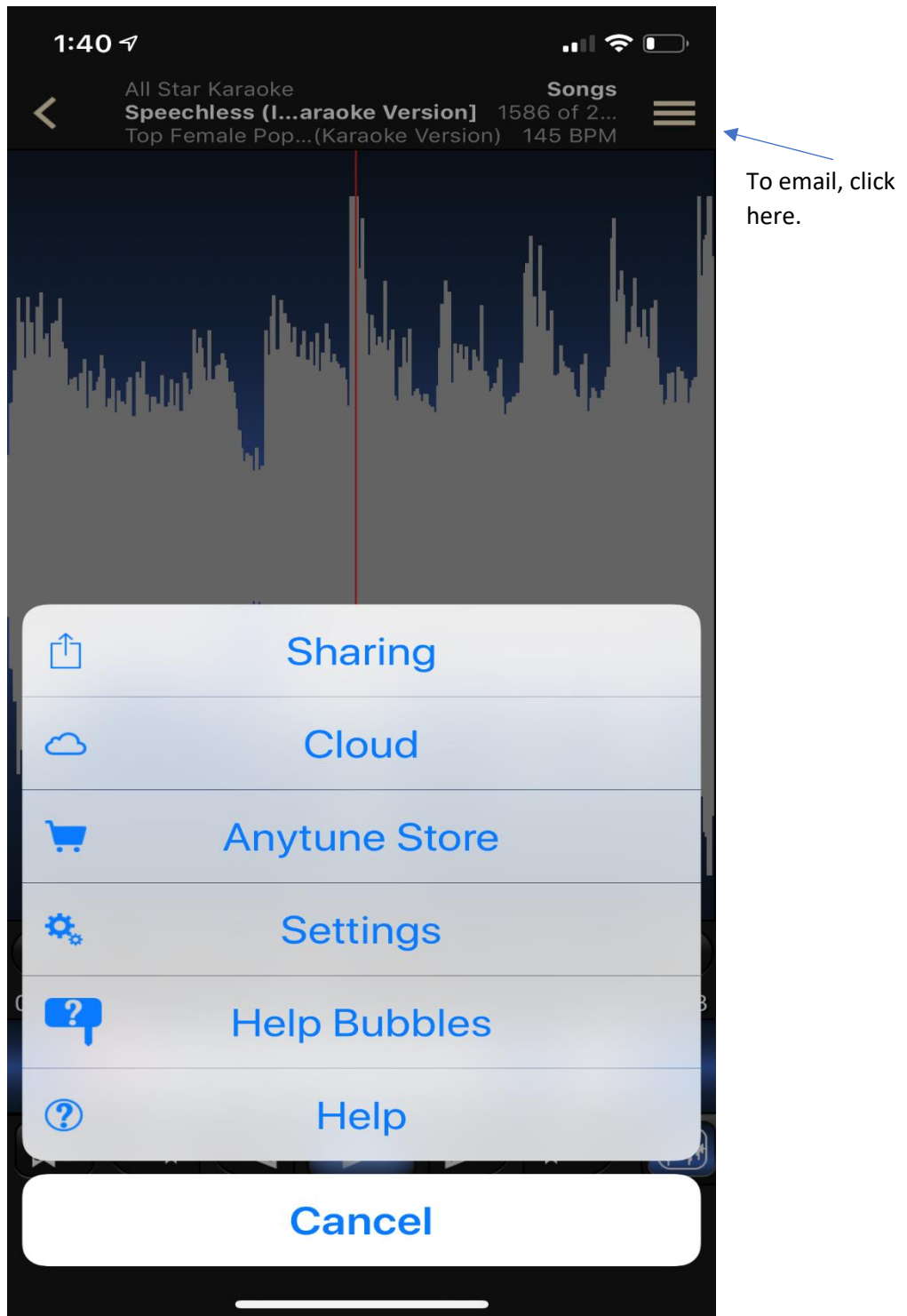


4. The song will begin to play. To change the key, click the b to take it down one half step. To raise the key up $\frac{1}{2}$ step, choose the # on the bottom left. Each number is $\frac{1}{2}$ step up or down. To change the tempo (slower or faster), click the + or – sign on the bottom right side.

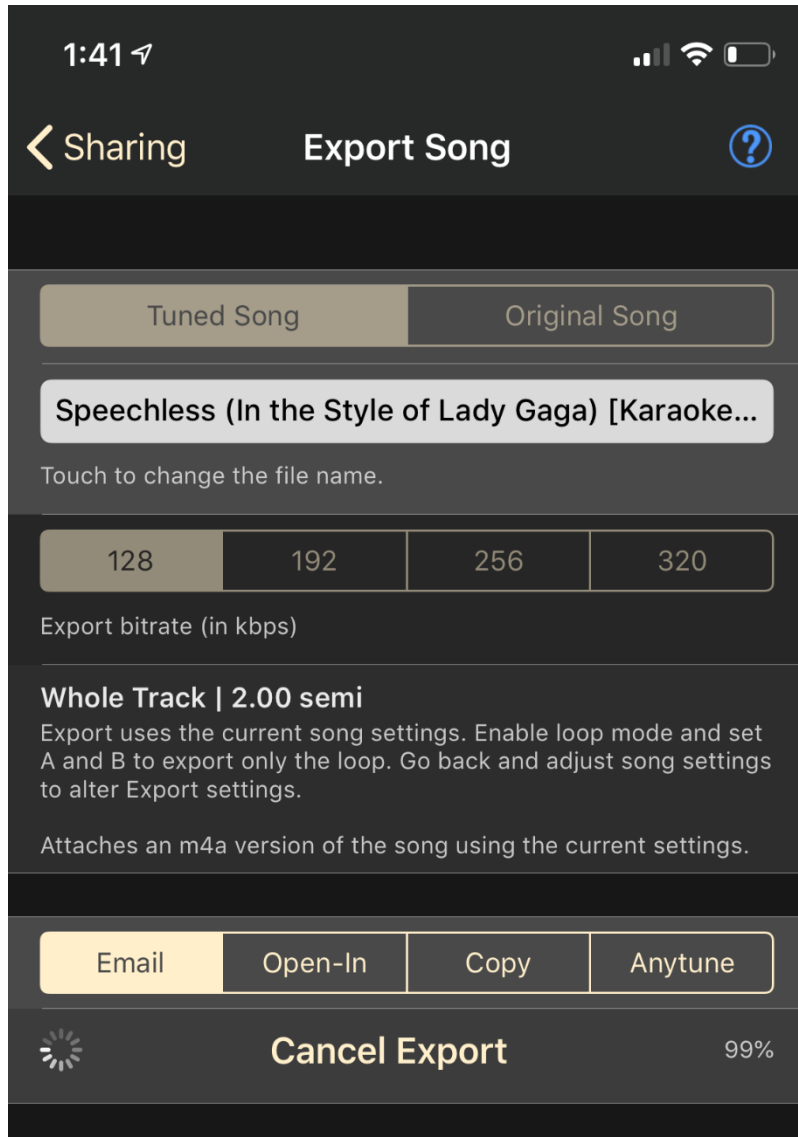


The app automatically saves your new settings. It will remember the new key or tempo the next time you log in. It also remembers the new key or tempo if you email the song to someone else. You don't have to save anything.

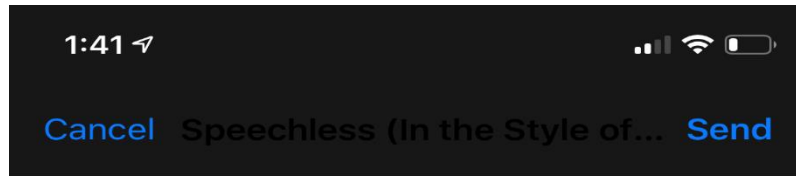
5. To share your modified music file. Click the three lines on the upper right side. When the box at the bottom opens, click "Sharing".



6. Click the “EXPORT SONG” button so that the file will save as an MP4. Click the Email button at the bottom.



7. Type in the recipient's email address. Be sure to include a note in the email body with your name and any other message, otherwise all they see is the automatic message below. You may want to follow up with a separate email confirming they have received your music file.



Cc/Bcc, From: laurie.winckel@gmail...

Subject: Speechless (In the Style of Lady Gaga) [Karaoke Version] [Karaoke Version] - Anytuned 2.00 semi Pro

Track Tuned by Anytune. With a copy of Anytune, you can tune your own tracks!

Web: <http://www.anytune.us>

Facebook:

<http://www.facebook.com/Anytune>

Twitter:

<http://twitter.com/AnytuneApp>



Speechless...mi Pro.m4a

